



www.davidgeurin.com | @DavidGeurin | #FutureDriven

Be not afraid
of growing
slowly.
Be afraid
of standing still.

-Chinese Proverb

2018 Accreditation: 100% Graduation; 80% Post-Secondary; Skills=Critical Thinking, Collaboration, Creativity, Communication; Monitor all areas for equity.

2019 Focus: Critical Thinking, Post-Secondary Plan, PLC work

2020: Guiding Coalition focused on improving physical and emotional safety to enhance 4C Skills for EACH STUDENT; Success Team model to help at risk D/F students; PLC work.



The Journey

Chelan High School Snapshot



Washington State Summary Chelan High School

215 Webster
Chelan, WA 98816-0000

509.682.4061

Enrollment*

461



14%

English
Learners

59%

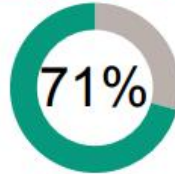
Low
Income

Student Performance*

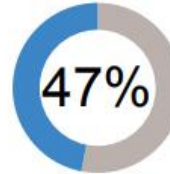
How are we doing getting students to their learning goals?



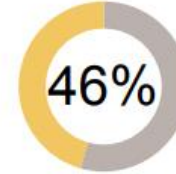
English
Language Arts



Math



Science



Met grade level standards on state administered tests

How engaged are our students?



77.6%

9th Graders on
Track to Graduate*



55%

Took a Dual Credit
Course*



96%

Graduate in 4 years*

Chelan High School Snapshot

WSIF

[Summary](#)[Details](#)[Support](#)[Trend](#)[Detailed Trend](#)

How did each student group perform on the Washington School Improvement Framework, over time?

Chelan High School

Decile Change from 2015-17 to 2015-18 WSIF

	All Students	American Indian/Alaskan Native	Asian	Black/ African American	Hispanic/ Latino of any race(s)	Two or More Races	White	Low Income	English Language Learners	Students with Disabilities
Final Score	0.2				0.2		0.3	0.1	0.9	
ELA Proficiency Rate	3				1		0	0	0	
Math Proficiency Rate	0				0		2	0	0	
ELA Median SGP										
Math Median SGP										
Graduation Rate	0				0		0	0	4	6
EL Progress Rate*	-4									
Regular Attendance Rate	0				1		-1	1	0	0
Ninth Grade On Track Rate	0				0		1	0	-1	1
Dual Credit Rate	-1				0		0	0	0	0

Chelan High School Snapshot

Washington State Improvement Framework HS Comparison

- *All Students #3 in ESD*
- *EL Students #2 in ESD*
- *Hispanic Students #3 in ESD*
- *Low Income Students #3 in ESD*
- *Students with Disabilities #3 in ESD*
- *White Students #3 in ESD*

• *Note: (22 schools in ESD 171)*

Chelan High School Snapshot

Student	ELA 7	ELA 8	ELA 10	Student	ELA 7	ELA 8	ELA 10
	2366.00	2450.00	2397.00		2544.00	2581.00	2551.00
	2372.00	2448.00	2460.00		2544.00	2486.00	2601.00
	2378.00	2443.00	2510.00		2545.00	2559.00	2649.00
	2389.00	2475.00	2411.00		2545.00	2591.00	2637.00
	2390.00	2445.00	2449.00		2547.00	2551.00	2722.00
	2408.00	2446.00	2522.00		2548.00	2560.00	2613.00
	2423.00	2484.00	2543.00		2548.00	2638.00	2671.00
	2432.00	2446.00	2444.00		2549.00	2561.00	2696.00
	2435.00	2440.00	2377.00		2553.00	2605.00	2686.00
	2438.00	2439.00	2426.00		2559.00	2615.00	2745.00
	2447.00	2509.00	2462.00		2563.00	2529.00	2590.00
	2452.00	2442.00	2499.00		2566.00	2678.00	2704.00
	2452.00	2402.00	2468.00		2566.00	2636.00	2702.00
	2461.00	2574.00	2613.00		2569.00	2653.00	2672.00
	2467.00	2404.00	2389.00		2578.00	2619.00	2767.00
	2467.00	2541.00	2565.00		2581.00		2720.00
	2470.00	2463.00	2513.00		2583.00	2610.00	2699.00
	2472.00	2583.00	2587.00		2589.00	2645.00	2703.00
	2475.00	2444.00	2348.00		2589.00	2640.00	2647.00
	2475.00	2546.00	2644.00		2592.00	2606.00	2670.00
	2481.00	2471.00	2506.00		2592.00	2630.00	2702.00
	2483.00	2513.00	2511.00		2595.00	2634.00	2645.00
	2484.00	2445.00	2542.00		2600.00	2621.00	2675.00
	2485.00	2467.00	2503.00		2603.00	2623.00	2649.00
	2487.00	2575.00	2680.00		2609.00	2632.00	2717.00
	2488.00	2573.00	2567.00		2619.00	2647.00	2656.00
	2492.00	2544.00	2427.00		2626.00	2639.00	2658.00
	2499.00	2547.00	2686.00		2629.00	2635.00	2717.00
	2499.00	2597.00	2646.00		2630.00	2631.00	2714.00
	2500.00	2461.00	2583.00		2630.00	2627.00	2761.00
	2508.00	2529.00	2632.00		2632.00	2595.00	2738.00
	2510.00	2557.00	2665.00		2633.00	2671.00	2693.00
	2515.00	2490.00	2509.00		2634.00	2613.00	2727.00
	2516.00	2556.00	2573.00		2635.00	2649.00	2699.00
	2518.00	2530.00	2660.00		2637.00	2614.00	2677.00

Student	Gr.	MATH 7	MATH 8	MATH 10	Student	Gr.	MATH 7	MATH 8	MATH 10
	11	2319.00	2463.00	2418.00		12	2480.00	2407.00	2510.00
	12	2335.00	2397.00	2463.00		12	2481.00	2580.00	2596.00
	11	2340.00	2379.00	2442.00		12	2481.00	2502.00	2574.00
	11	2342.00	2319.00	2416.00		11	2487.00	2491.00	2601.00
	11	2360.00	2413.00	2463.00		12	2487.00	2462.00	2469.00
	12	2361.00	2475.00	2545.00		12	2487.00	2466.00	2416.00
	12	2372.00	2505.00	2465.00		11	2488.00	2502.00	2367.00
	12	2376.00	2467.00	2516.00		12	2490.00	2429.00	2563.00
	12	2382.00	2438.00	2450.00		12	2490.00	2511.00	2518.00
	12	2388.00	2433.00	2543.00		12	2500.00	2492.00	2466.00
	11	2388.00	2443.00	2448.00		11	2501.00	2471.00	2437.00
	11	2397.00	2403.00	2435.00		11	2502.00	2446.00	2487.00
	12	2398.00	2464.00	2489.00		11	2503.00	2446.00	2521.00
	12	2400.00	2517.00	2426.00		12	2503.00	2502.00	2503.00
	12	2402.00	2547.00	2565.00		12	2506.00	2526.00	2548.00
	11	2404.00	2475.00	2583.00		11	2507.00	2492.00	2455.00
	12	2408.00	2391.00	2433.00		11	2508.00	2573.00	2646.00
	11	2408.00	2460.00	2366.00		11	2508.00	2543.00	2536.00
	12	2409.00	2486.00	2541.00		11	2509.00	2536.00	2474.00
	12	2415.00	2456.00	2495.00		12	2510.00	2418.00	2619.00
	12	2422.00	2400.00	2330.00		11	2511.00	2478.00	2604.00
	12	2423.00	2494.00	2491.00		12	2512.00	2452.00	2548.00
	11	2428.00	2536.00	2557.00		12	2513.00	2514.00	2582.00
	11	2431.00	2477.00	2546.00		11	2513.00	2454.00	2569.00
	12	2432.00	2457.00	2440.00		12	2515.00	2542.00	2642.00
	11	2433.00	2460.00	2538.00		11	2516.00	2478.00	2618.00
	12	2436.00	2513.00	2449.00		12	2516.00	2513.00	2611.00
	12	2438.00	2513.00	2459.00		12	2516.00	2504.00	2482.00
	12	2439.00	2491.00	2622.00		11	2518.00	2533.00	2484.00
	12	2439.00	2441.00	2456.00		10	2519.00	2535.00	2518.00
	12	2440.00	2479.00	2402.00		12	2522.00	2530.00	2652.00
	11	2440.00	2300.00	2399.00		11	2522.00	2575.00	2553.00
	12	2441.00	2412.00	2533.00		11	2524.00	2551.00	2572.00
	11	2452.00	2488.00	2555.00		12	2525.00	2475.00	2559.00
	11	2455.00	2519.00	2429.00		12	2525.00	2466.00	2507.00

Career & Technical Education

Perkins Summary

Budget Status and History

Form Package:	215 Perkins V One-Year Transition Application
Organization:	Lake Chelan School District
Grant Number:	0174413
Revision:	Original
Direct Expenditures:	\$7,568
Indirect Expenditures:	\$378
Total Expenditures:	\$7,946
Current Status:	Final (Locked)
Current Milestone:	Final Approval
Current Date:	12/9/2019
Last Modified By:	SCOTT GRANGER
Last Modified Date:	10/7/2019
OSPI Last Modified By:	Douglas Meyer
OSPI Last Modified Date:	

Milestone History

Initiated:	
Completed:	10/7/2019
Exported To Claims:	10/25/2019
Verified By Claims:	10/25/2019
Approved:	10/31/2019

Ag Science Focused

Career & Technical Education

*Program Specific Advisory Committees (PSAC)

*General Advisory Committee (GAC)

This is new and to be formed during the 2019/20 school year according to OSPI.

*General CTE Necessities:

+Perkins Grant

-Welding Simulators

+End of Year Perkins Review

+Advisories & Skills Gaps

+Career and Technical Student Organization (CTSO)

+FTE calculations and Revenue Estimates

Career and Technical Education

Questions?

In Depth CTE Presentation January 14th


How Do We Attack Getting Better?

-Guiding Coalition

-Professional Learning
Communities

-Whole Staff Learning

-District Learning Coherence
with Observation/Evaluation.



**"Build a team
so strong you
don't know who
the boss is."**

Guiding Coalition Team

Why?

-If we improve student and staff emotional safety, then creativity, communication, collaboration, and critical thinking will be enhanced in our classrooms.

Guiding Coalition Team

Why?

- 68% of Students Indicated Feeling Safe Always or Often (CEE)
- 88% of Students Indicated Feeling Safe at School (HYS)
- 74% of Students Responding Positively Re: Interpersonal Skills
- 68% of Students Responding Positively Re: Creativity
- 66% of Students Responding Positively Re: Critical Thinking
- ELA SBA Analyze/Integrate Targets are Above Standard (YAY!)

Guiding Coalition Team

Who/What?

- K. Barnes, Finch, Phelps, Rothlisberger, Harris, Fitzpatrick, Smith, Slagle, Jenkins, Bovingdon, Fox, Granger, Wilson (ALL VOLUNTEERED!)
- Meet every 3rd Friday at 7:30 AM.
- Reflected on start of the year deep data dive to identify areas of need:
 - Safety: physical and emotional
 - Creativity, Communication, Collaboration, Critical Thinking
- Action Planning ongoing with major emphasis on incorporating student voice via surveys and focus group activities. **Example: Survey & Mapping activity**

Ongoing PLC Work

ELA

Close Reading

MATH

Graphing & Relevance

SOCIAL STUDIES

Writing in the Content Area

EL/SPED

Motivation Strategies

SCIENCE

Rigorous Course Success

Admin

Attendance and Discipline Data

COUNSELORS

Monthly Lessons for Advisory

CTE

Career Content Connections

ARTS

Collaboration with Community

LIAISONS

Action Plans for At Risk Kids

PE

Integration of New Games

TECH

Transition to Google Suite

Whole Staff Learning Time


STUDENT NAME	GR	GPA	DESCRIPTION	ABSENT	Q1	DESCRIPTION	ABSENT	Q1	DESCRIPTION	ABSENT	Q1	DESCRIPTION	ABSENT	Q1
	9	1.081	ADVISORY 9	4	F	ENGLISH I	2	D	LIFE ACTIVITIE	3	F			
	9	1.418	ADVISORY 9	3	U	INTRO TO AG	2	D	ENGLISH I	1	F	STEM LAB	1	F
	9	1.503	ENGLISH I	3	D+	ALGEBRA I	7	F	STEM LAB	1	D			
	9	1.558	ALGEBRA I	1	F	LIFE ACTIVITIE	0	D						
	9	1.589	INTRO TO AG	3	F	ENGLISH I	3	D	GAME PLAN-S	4	D			
	9	1.889	ALGEBRA I	1	D	STEM LAB	0	D						
	9	1.967	ALGEBRA I	2	D	STEM LAB	1	D						
	9	2.218	INTRO TO AG	1	D	ALGEBRA I	2	D						
	9	2.225	ENGLISH I	0	D									
	9	2.267	AG MECH I	1	F									
	9	2.343	ALGEBRA I	4	F	STEM LAB	7	D						
	9	2.386	ENGLISH I	1	D+	ALGEBRA I	2	F						
	9	2.523	STEM LAB	3	D									
	9	2.565	ALGEBRA I	3	F									
	9	2.686	STEM LAB	5	F									
	9	2.724	STEM LAB	2	D									
	9	2.730	ALGEBRA I	3	D									
	9	2.773	STEM LAB	2	F									
	9	2.831	STEM LAB	2	D									
	9	2.854	ALGEBRA I	2	D	STEM LAB	2	D						
	9	2.896	STEM LAB	1	F									
	9	2.910	STEM LAB	3	D									
	9	2.923	ADVISORY 9	1	F									
	9	2.937	STEM LAB	5	D									
	9	3.009	STEM LAB	2	D+									
	9	3.114	STEM LAB	1	D									
	9	3.268	STEM LAB	1	F									
	9	3.309	ALGEBRA I	2	D									
	9	3.309	STEM LAB	2	F									
	9	3.365	GEOMETRY	3	D									

- Strengths based
- Student centered
- 9th and 10th focus
- 1 Minute limit
- Everyone is on a team.
- CHALLENGING!

Areas for Improvement


- Staff learning and use of trauma informed practices to increase classroom emotional safety.
- Engagement of all stakeholders---underrepresented student groups, parents, paraprofessionals.
- Responding to student voice regarding climate/culture.
- How to emphasize and measure 4 Cs compared to content

SUCCESS



What people think
it looks like

SUCCESS



What it really
looks like