

LAKE CHELAN SCHOOL DISTRICT



LEVY PRIMER

November 2021

BALLOT: FEBRUARY 8, 2022
COLLECTION: JANUARY 2023

E.P.O. Informational Session

2022 EDUCATIONAL PROGRAMS & OPERATIONAL LEVY

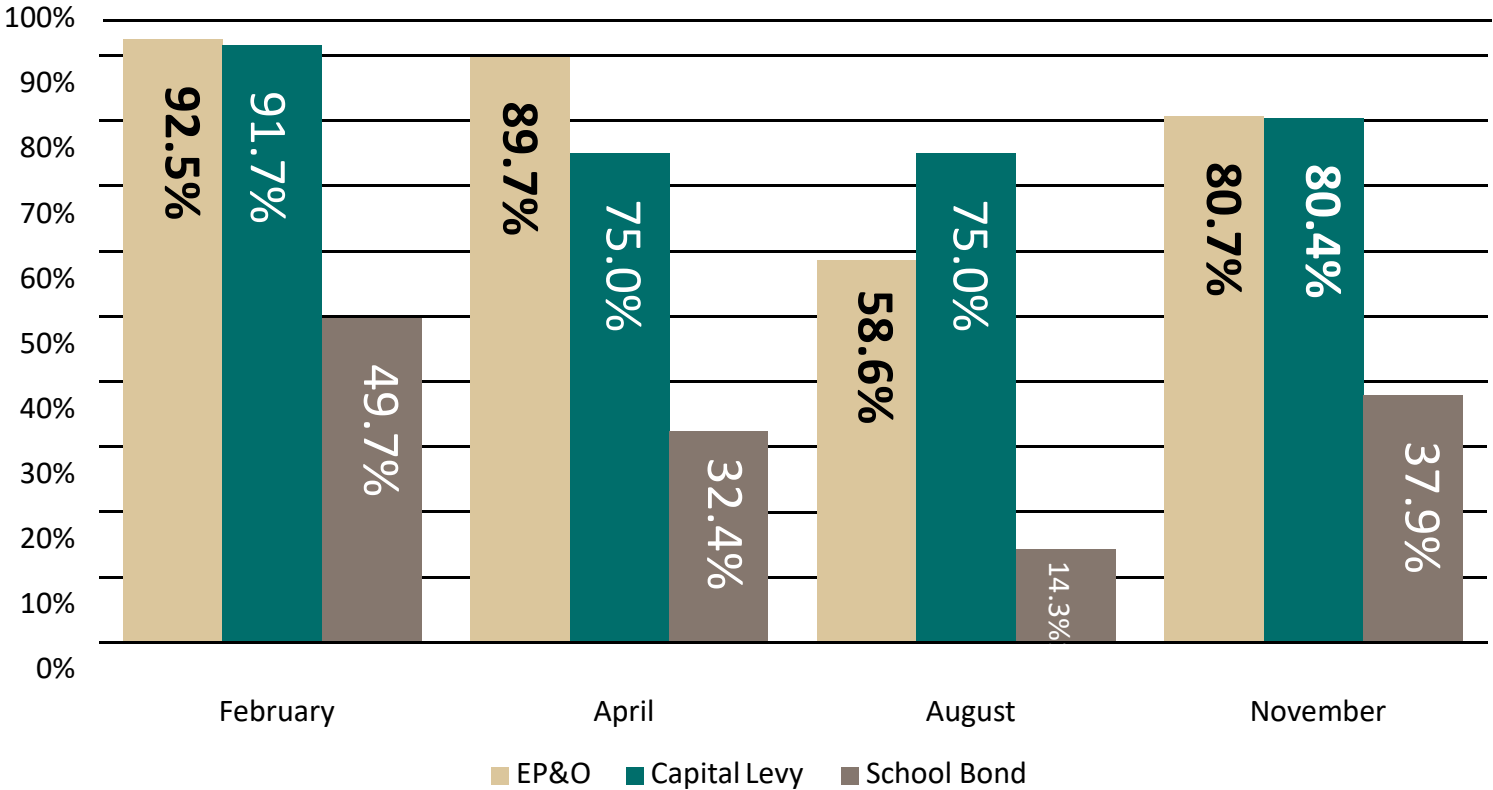
OUTCOMES

Inform and educate:

- Levy History
- The Vital Role Levies play in providing comprehensive services for our students
- Calculating the LEVY
- Tax Impact
- Comparisons

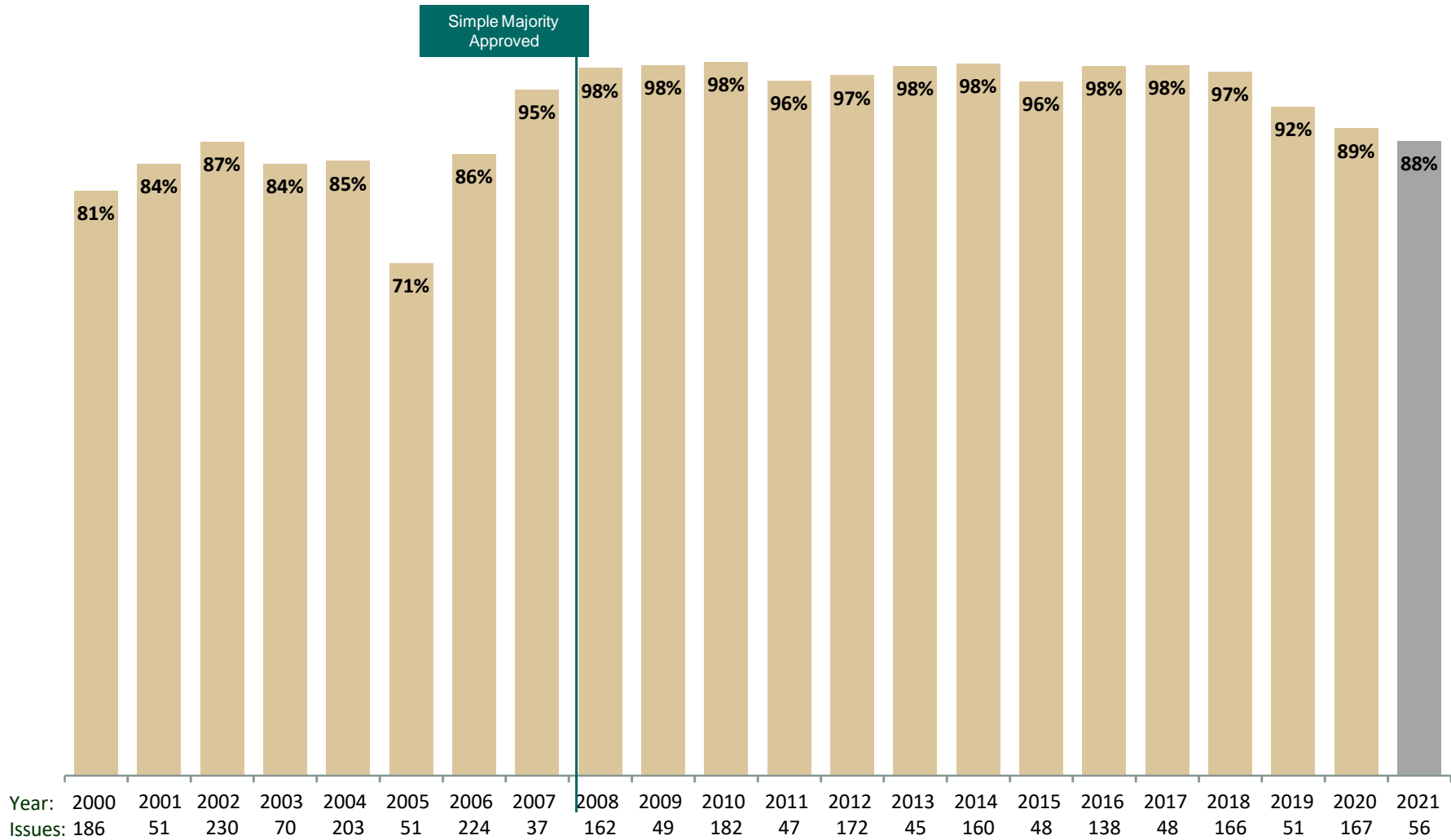
School Election Voting History

When is the best time to submit a proposition to the voters?
Passing Rate by Month Since 2000



School Election Voting History

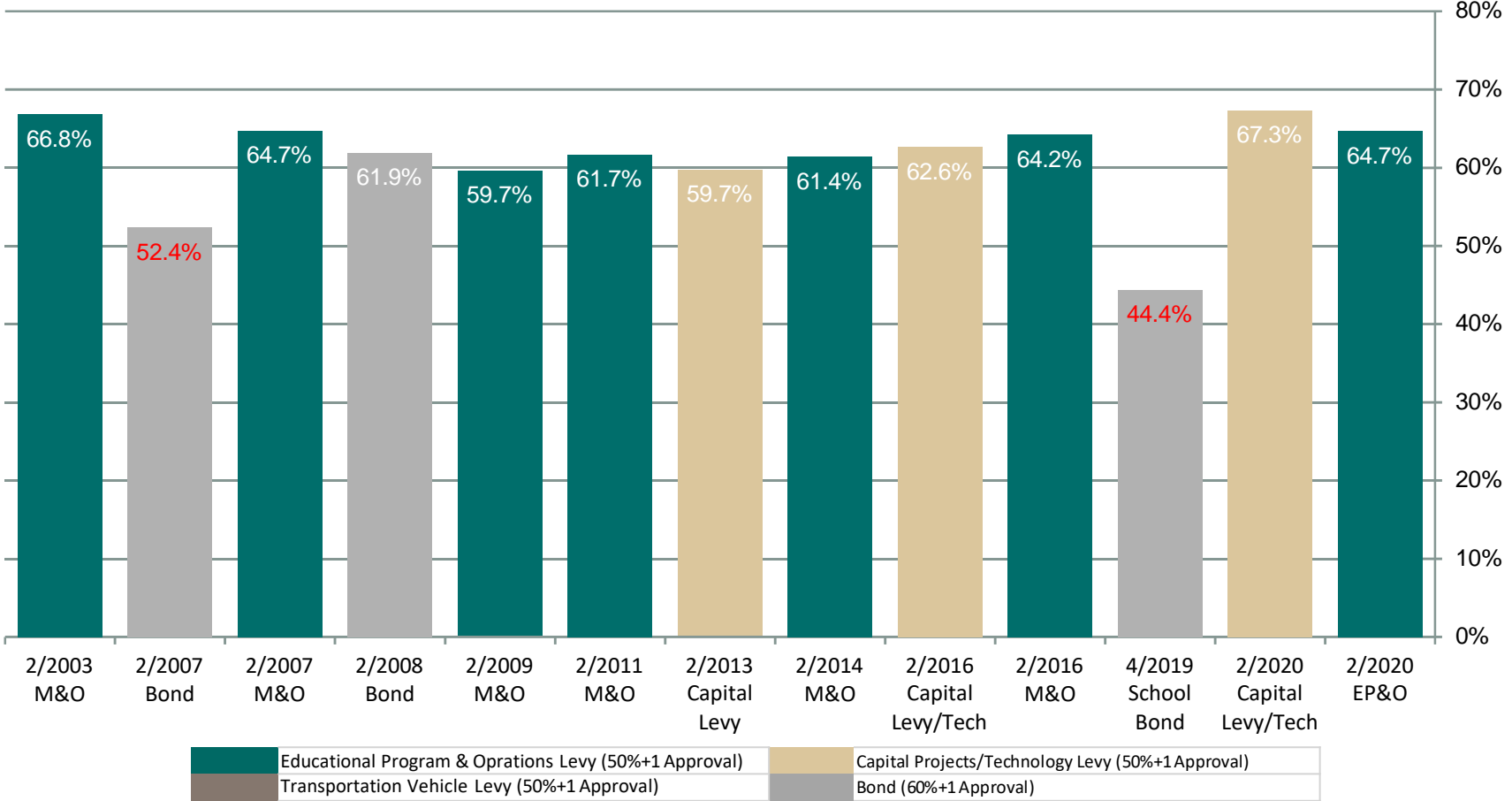
Education Program & Operations Levies – Success Rate



Source: State of Washington, Office of Superintendent of Public Instruction, County Elections

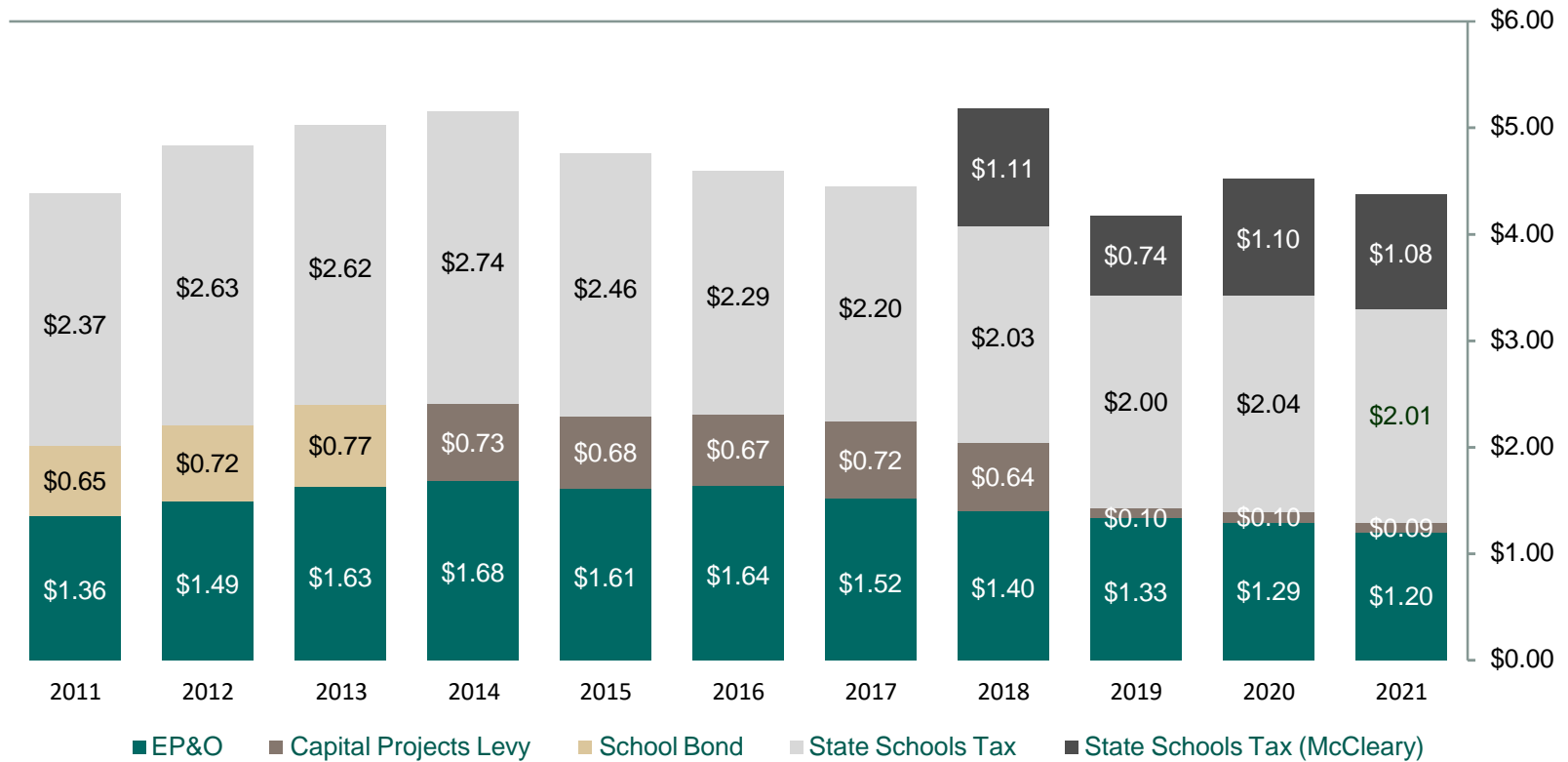
School Election Voting History

Lake Chelan School District
Election Passage Rate History



School Tax Rate History

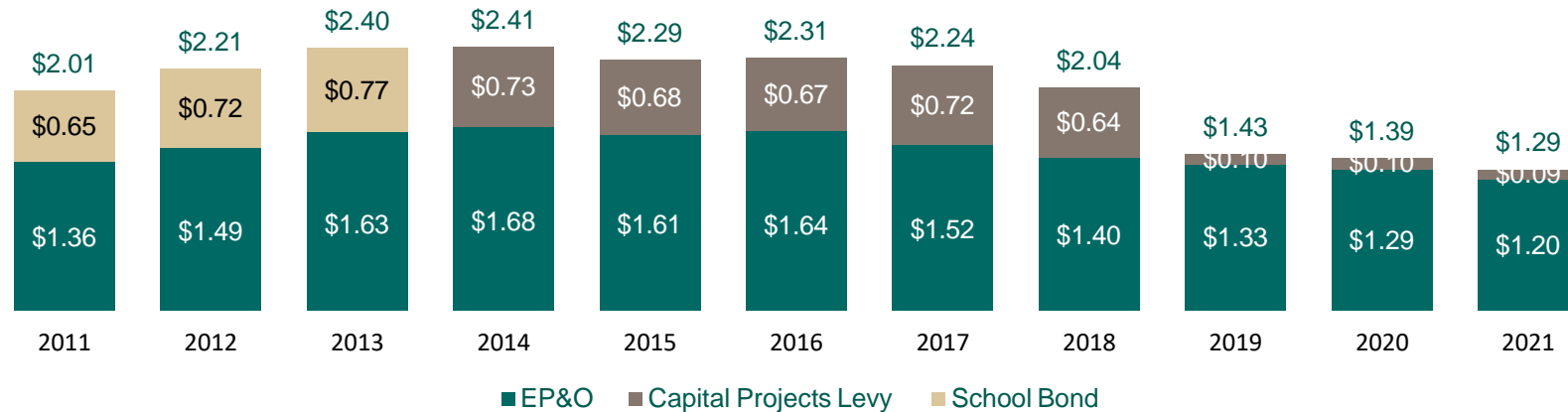
Lake Chelan School District
Tax Rates/\$1,000 (w/ State Schools Tax – Chelan County)



Source: State of Washington, Office of Superintendent of Public Instruction, County Assessor Annual Report

School Tax Rate History

Lake Chelan School District Tax Rates/\$1,000



Source: State of Washington, Office of Superintendent of Public Instruction, County Assessor Annual Report

**Lake Chelan School District
Comparable School Tax Rates
2021**

District	Bonds (\$)	M&O (\$)	Capital (\$)	Trans. (\$)	Total (\$)
Cascade School District	\$ 1.3660	\$ 0.9686	\$ 0.1040	\$ -	\$ 2.4386
Cashmere School District	\$ 2.2399	\$ 1.7268	\$ -	\$ -	\$ 3.9667
Chelan School District	\$ -	\$ 1.2024	\$ 0.0855	\$ -	\$ 1.2879
Manson School District	\$ -	\$ 1.3982	\$ 0.4549	\$ -	\$ 1.8531
Omak School District	\$ 1.0592	\$ 1.7188	\$ -	\$ -	\$ 2.7780
Tonasket School District	\$ -	\$ 1.5247	\$ 1.2862	\$ -	\$ 2.8109
Wentachee School District	\$ 1.0803	\$ 2.0795	\$ -	\$ -	\$ 3.1598

**Lake Chelan School District
Comparable School Tax Rates
2021**

District	Bonds (\$)	M&O (\$)	Capital (\$)	Trans. (\$)	Total (\$)
Cashmere School District	\$ 2.2399	\$ 1.7268	\$ -	\$ -	\$ 3.9667
Wentachee School District	\$ 1.0803	\$ 2.0795	\$ -	\$ -	\$ 3.1598
Tonasket School District	\$ -	\$ 1.5247	\$ 1.2862	\$ -	\$ 2.8109
Omak School District	\$ 1.0592	\$ 1.7188	\$ -	\$ -	\$ 2.7780
Cascade School District	\$ 1.3660	\$ 0.9686	\$ 0.1040	\$ -	\$ 2.4386
Manson School District	\$ -	\$ 1.3982	\$ 0.4549	\$ -	\$ 1.8531
Chelan School District	\$ -	\$ 1.2024	\$ 0.0855	\$ -	\$ 1.2879

Local Comparisons

Levy Renewal:

- Lake Chelan is on schedule to renew the levy in calendar year 2022
- No other Chelan County School will be renewing EP&O levies
- A two-year levy will put you on a cycle with Entiat and Cashmere in 2024.

	2021		2022		2023		2024		2025	
DISTRICT	Rate	Amount	Rate	Amount	Rate	Amount	Rate		Rate	Amount
Chelan	\$1.27	\$3,539,532	\$1.24	\$3,608,822	\$0.98	\$3,858,000	\$0.98	\$3,958,000		
Entiat	\$1.43	\$485,000	\$1.45	\$500,000	\$1.42	\$500,000	\$1.45	\$515,000		
Cashmere	\$1.75	\$1,673,883	\$2.00	\$2,065,314	\$2.25	\$2,508,661	\$2.25	\$2,709,000		
Cascade	\$1.38	\$3,259,592	\$0.99	\$3,450,000	\$0.99	\$3,650,000	\$0.99	\$3,915,000	\$0.99	\$4,000,000
Wenatch	\$2.96	13,689,564	\$2.10	12,000,000	\$2.10	12,350,000	\$2.10	\$12,700,00	\$2.10	13,050,000

RENEWAL/REPLACEMENT 2-YEAR EDUCATIONAL PROGRAMS & OPERATIONS LEVY

RESOURCES & FACILITY MAINTENANCE

- SPECIAL EDUCATION
- CURRICULUM & INSTRUCTION
- EXTRA-CURRICULAR ACTIVITIES
- MAINTENANCE & OPERATIONS
- STAFF SALARIES THAT ARE UNDERFUNDED BY THE STATE

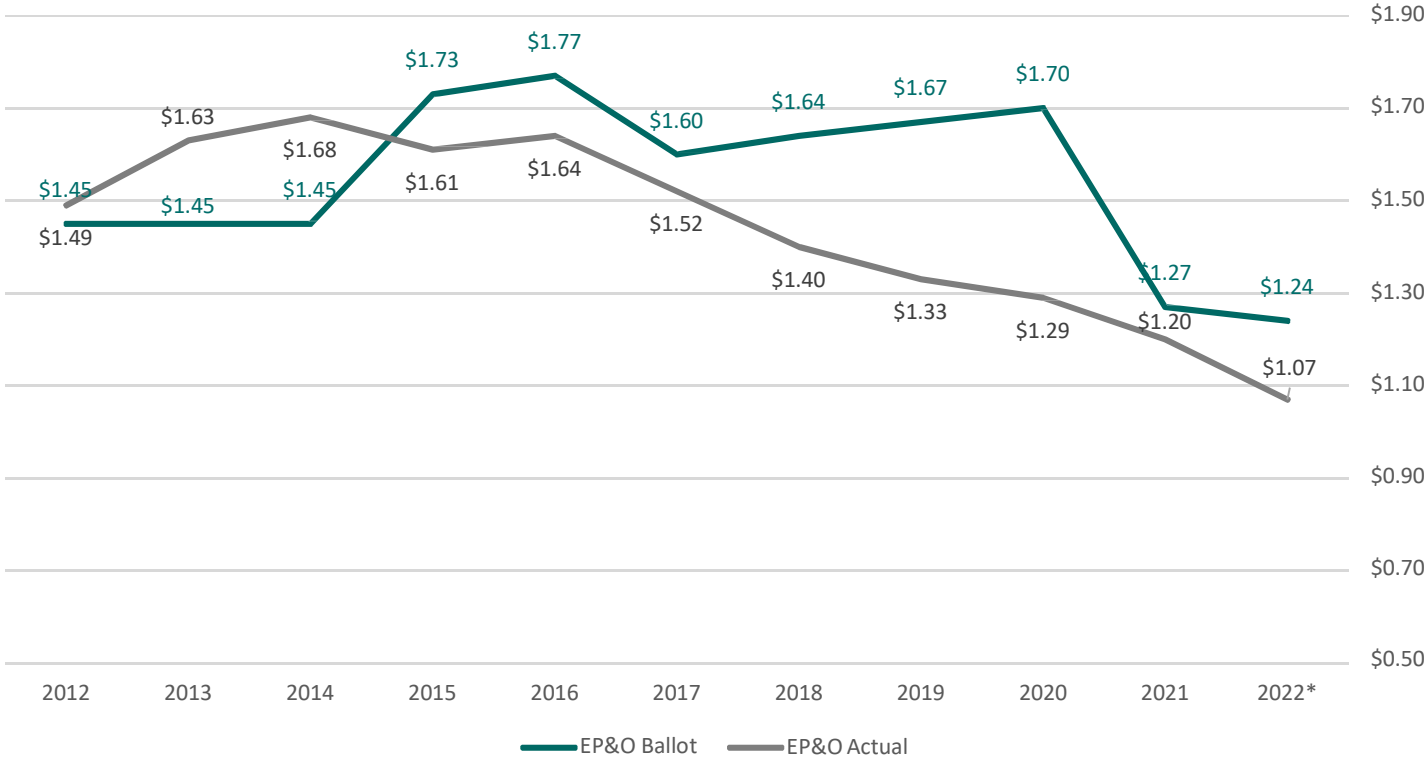
Like a subscription, local school levies must be renewed with the approval of voters or the funding is lost.

- LEVY EXPIRATION DATE: February of 2022.
- 3.7 Million annually for the next two years
(16% of our operating budget)

CATEGORY	Items Funded
Student Support & Safety Net	<ul style="list-style-type: none"> • Nurses • Liaisons • S.R.O • Counselors • Building Administration
Academic Programs & Classroom Supports	<ul style="list-style-type: none"> • Certificated Staff for SPED / Highly Capable Program • Professional Development for Teachers • Career & Technology Education / STEM Learning • Curriculum Materials and Training • Reduced Class Sizes • Substitute Teachers • Early Learning Programs • Library
Activities /Athletics Enrichment Programs	<ul style="list-style-type: none"> • After School Programs (MOE/CMS – “Afters”) • All Extra-Curricular Activities (Music/Drama/Sports) • Activities and Club Advisors • Coaches Salaries
Maintenance Operations Food Service Program	<ul style="list-style-type: none"> • Substitute Classified Staff • Maintenance Staff /Custodians • Nutrition and Food Service
Opportunities	<ul style="list-style-type: none"> • High school schedule that creates opportunities for acceleration, exploration and remediation • Expanded Learning Programs (Field Trips – 5th Grade / Holden / Club Field Trips)

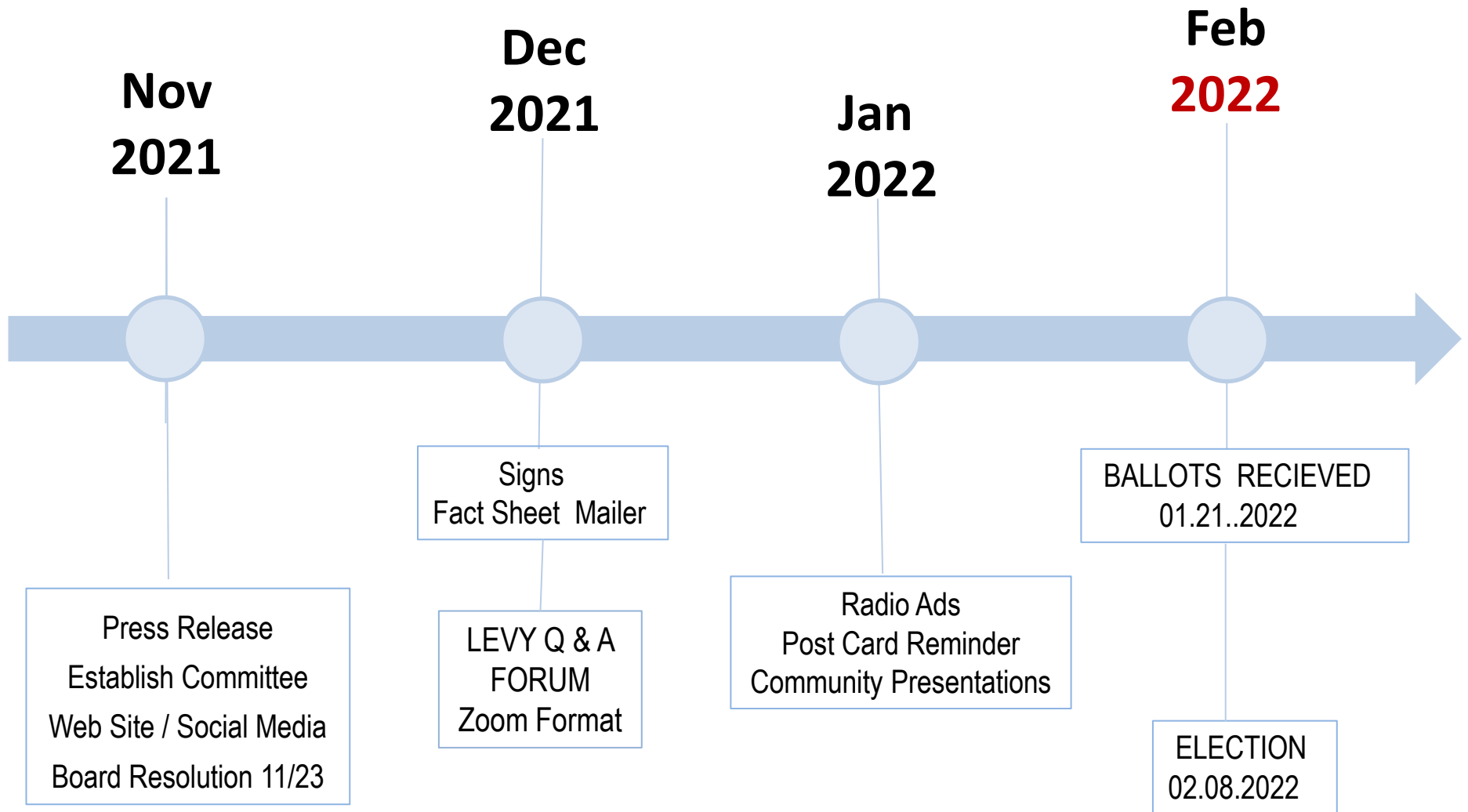
School Levy History

Lake Chelan School District
 EP&O Ballot Tax Rate vs. Actual Tax Rate



Source: OSPI 1463-GF, 1463-BI, County Assessor Annual Report, *projected

LEVY PLANNING OVERVIEW 2021-22



LEVY Preparation