

E.P.O. Informational Session _____

2020 EDUCATIONAL PROGRAMS & OPERATIONAL LEVY

OUTCOMES

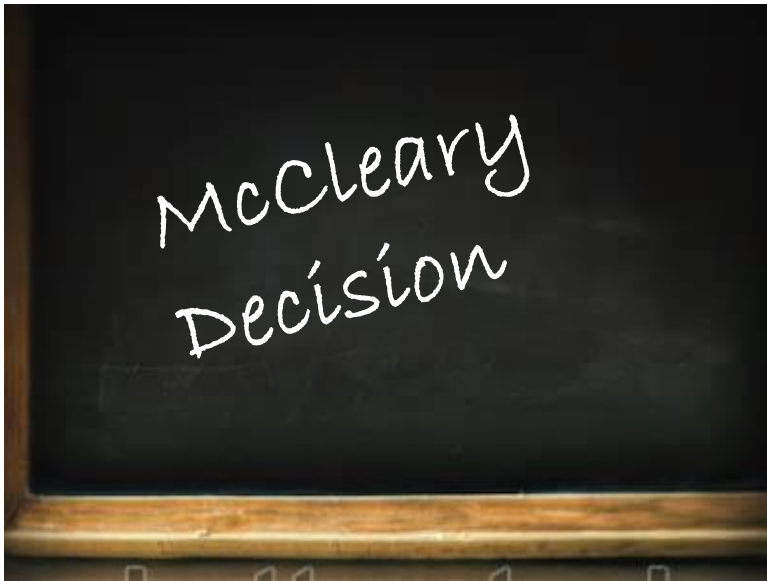
Inform and educate:

- New School Funding Model
- Impact of HB 2242
- The Vital Role Levies play in providing comprehensive services for our students
- Calculating the LEVY
- Tax Impact

LEVY 101

Ensure that the LCSD has all the resources possible to fulfill it's mission and student learning goals

Safely and efficiently maintain facilities and property according to state and District standards



2012

WA. Supreme Court rules WA. State not fully funding K-12 Public Schools

2014

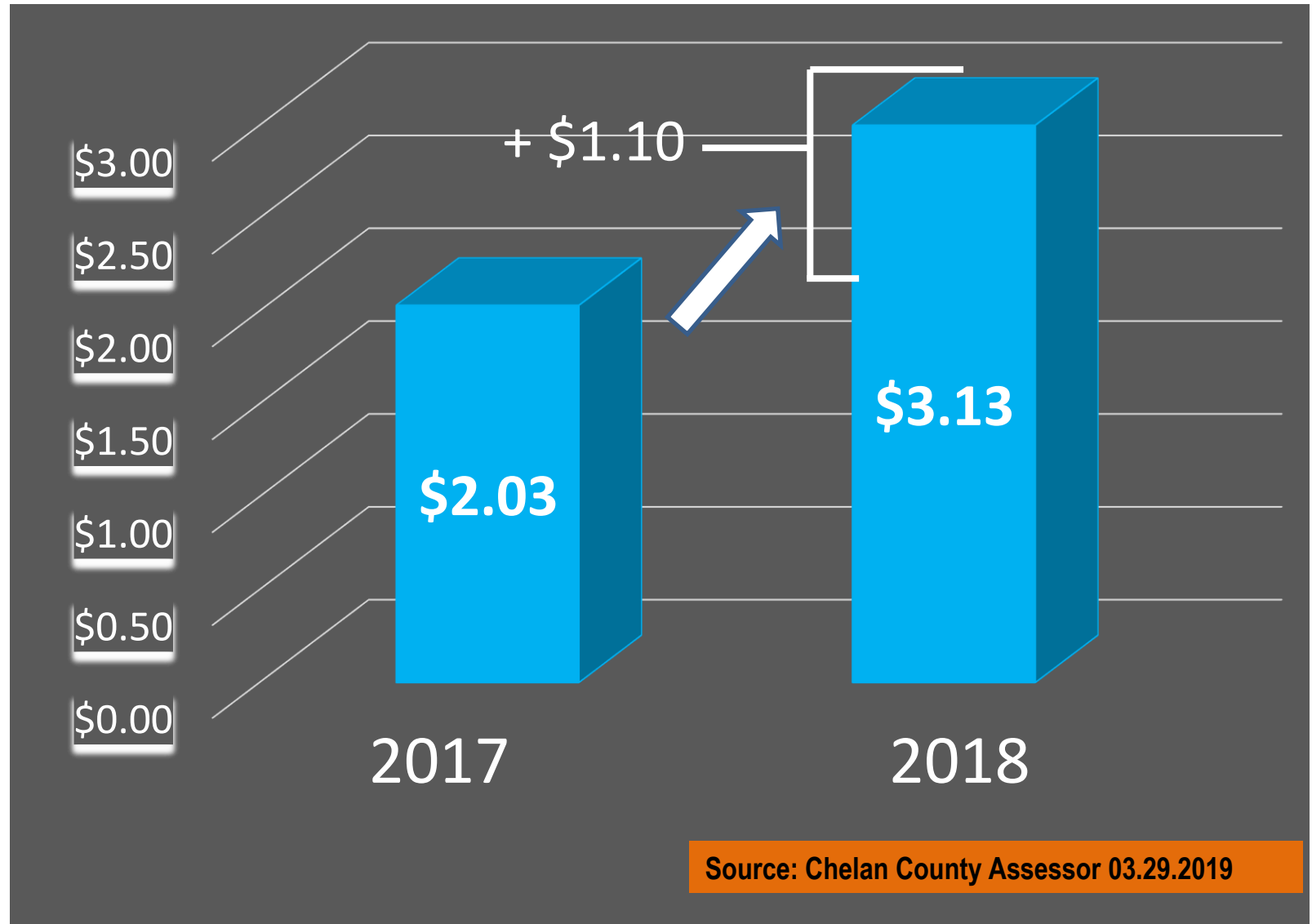
Legislature is “in-contempt for failure to establish a plan”



2018

WA Supreme Court found WA met conditions of McCleary decision leading to extra funding

IMPACT of EHB 2242



RENEWAL 2-YEAR EDUCATIONAL PROGRAMS & OPERATIONS LEVY

RESOURCES & FACILITY MAINTENANCE

- SPECIAL EDUCATION
- CURRICULUM & INSTRUCTION
- EXTRA-CURRICULAR ACTIVITIES
- MAINTENANCE & OPERATIONS
- STAFF SALARIES THAT ARE UNDERFUNDED BY THE STATE

Like a subscription, local school levies must be renewed with the approval of voters or the funding is lost.

- LEVY EXPIRATION DATE: February of 2020.
- 3.7 Million annually for the next two years
(16% of our operating budget)

CATEGORY	Items Funded
Student Support & Safety Net	<ul style="list-style-type: none"> • Nurses • Liaisons • S.R.O • Counselors • Building Administration
Academic Programs & Classroom Supports	<ul style="list-style-type: none"> • Certificated Staff for SPED / Highly Capable Program • Professional Development for Teachers • Career & Technology Education / STEM Learning • Curriculum Materials and Training • Reduced Class Sizes • Substitute Teachers • Early Learning Programs • Library
Activities /Athletics Enrichment Programs	<ul style="list-style-type: none"> • Afters • All Extra-Curricular Activities (Music/Drama/Sports) • Activities and Club Advisors • Coaches Salaries
Maintenance Operations Food Service Program	<ul style="list-style-type: none"> • Substitute Classified Staff • Maintenance Staff /Custodians • Nutrition and Food Service
Opportunities	<ul style="list-style-type: none"> • High school schedule that creates opportunities for acceleration, exploration and remediation • Expanded Learning Programs
Average Annual Levy Amt.	3.5 Million + 250,000 (Tech Levy)



CALCULATING THE LEVY AMOUNT

LCSD Max Levy Calculation  (of 2020)

Lesser Value of:

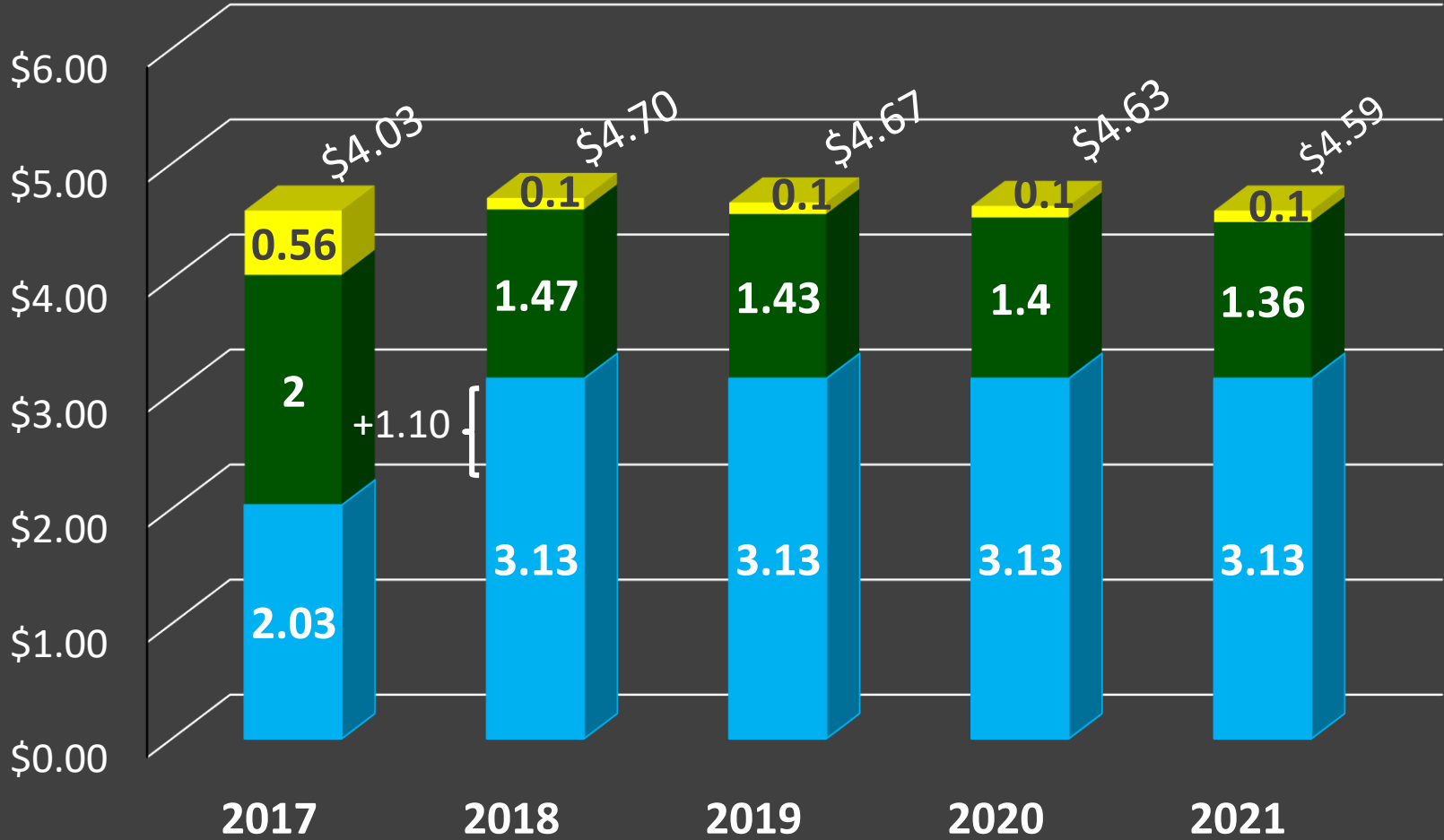
1. \$2.50 per 1000 (Assessed Value X 2.50): 6,302,415

or

2. \$2500 X FTE (x.002%) = \$3.464,532 (**CAP**)

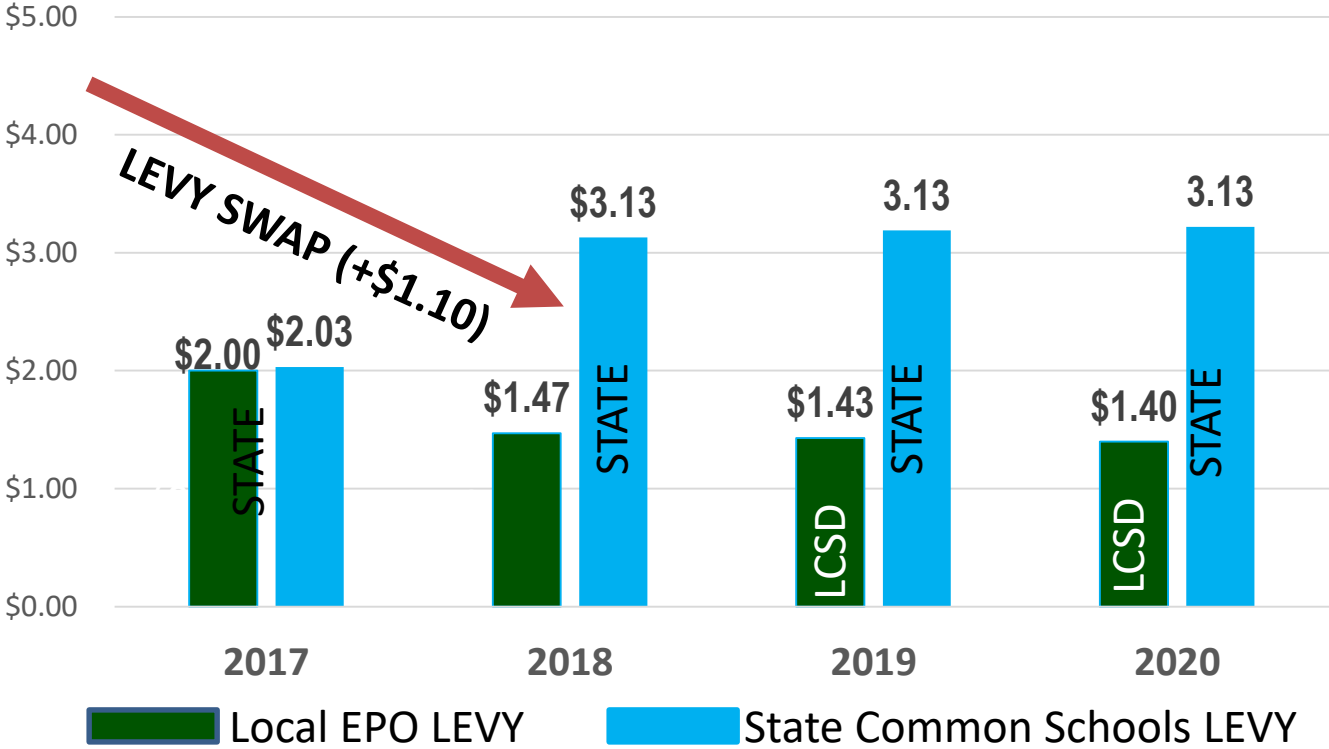
Note: Districts with less than 40,000 Full Time Students)

TAX IMPACT LOCAL LEVY (+ STATE)



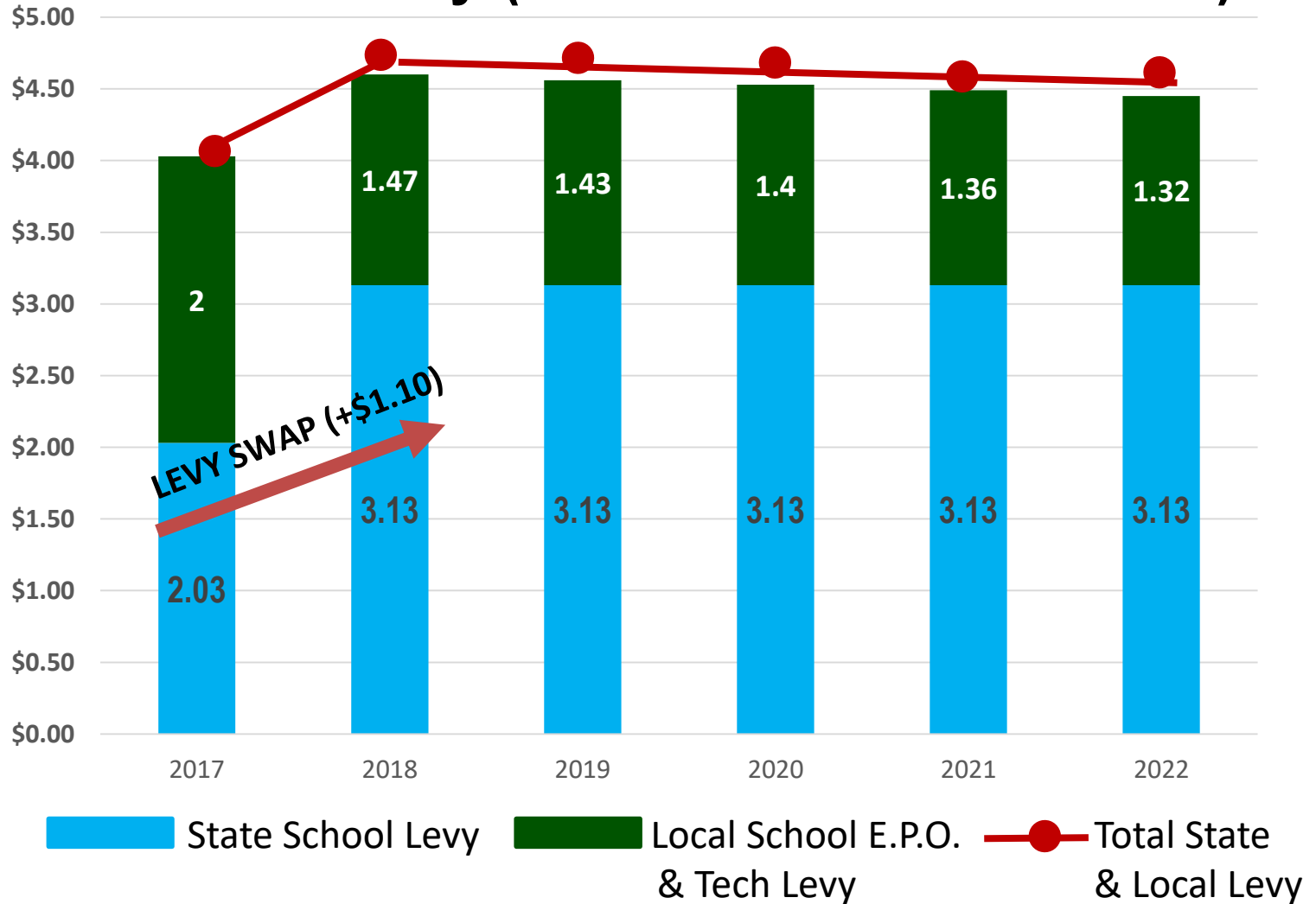
 STATE  LOCAL LEVY  TECH LEVY

STATE COMMON SCHOOLS vs L.C.S.D. E.P.O. + TECH LEVY (Rate per \$1000)



TAX IMPACT?

School Levy (Combined State & Local)



TAX IMPACT LOCAL LEVY ONLY

\$3.00
\$2.50
\$2.00
\$1.50
\$1.00
\$0.50
\$0.00

2017

2018

2019

2020

2021

0.56

1.44

\$2.00

0.11

1.36

\$1.47

0.099

1.33

\$1.43

0.089

1.31

\$1.40

0.085

1.27

\$1.36



LOCAL LEVY



TECH LEVY

Lake Chelan School District								
Estimate includes M&O and Capital Projects Levy Amounts								
6% Increase in 2017 and a 3% increase in 2018-20								

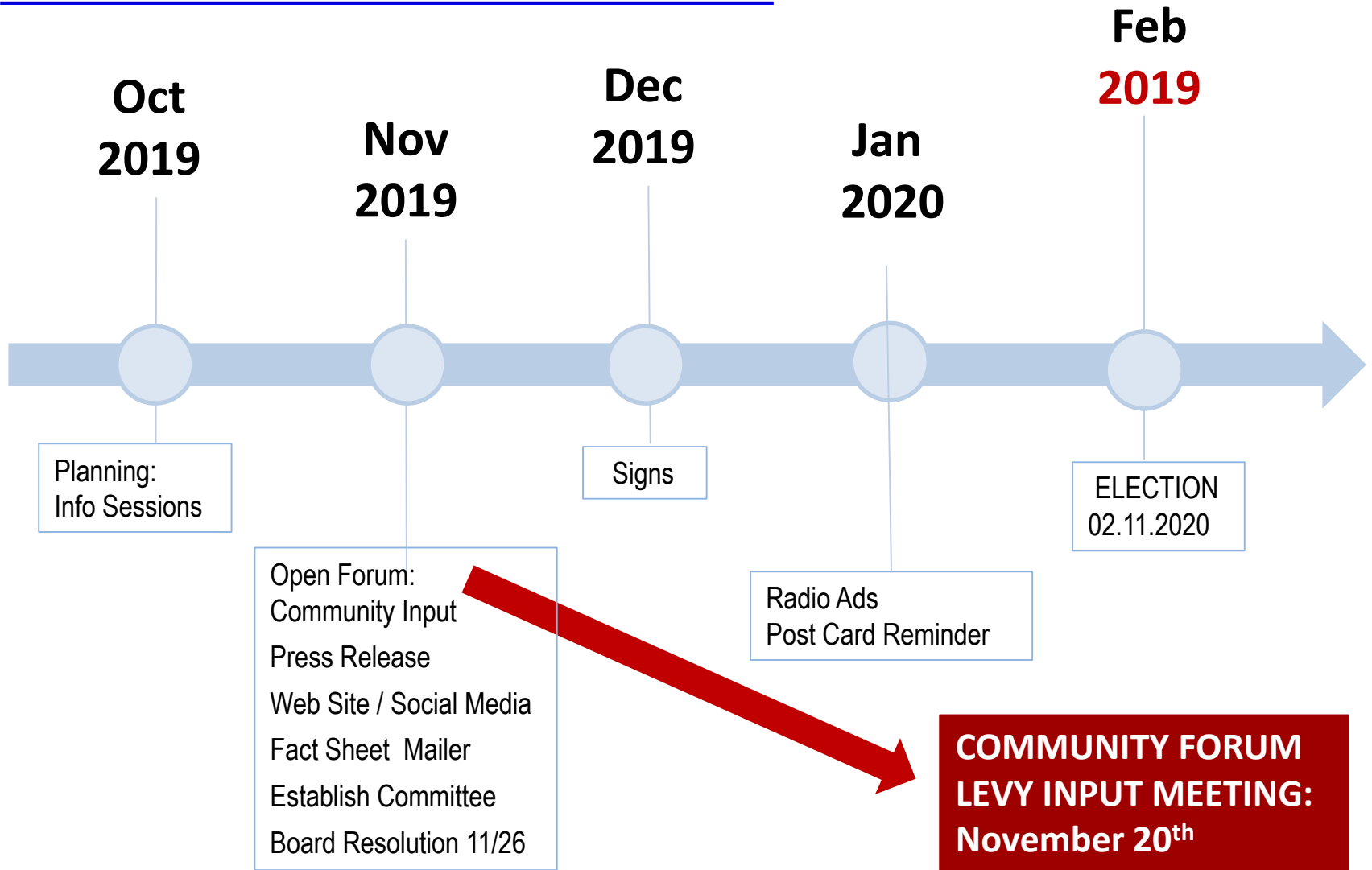
Lake Chelan School District								
Historical and Projected Maintenance & Operation Levy Amounts								
Collection	M&O	Total Assessed	Growth	M&O	CPF/Tech	CPF/Tech	Tech/M&O	Total
<u>Year</u>	<u>Amt Levied</u>	<u>Value</u>	<u>Rate</u>	<u>Levy Rate</u>	<u>Amt Levied</u>	<u>Levy</u>	<u>Levies</u>	<u>Levy</u>
2017	3,161,548.00	2,201,590,230.00		1.44	1,250,000.00	0.5678	4,411,548.0000	2.00
2018	3,256,394.00	2,392,600,833.00	8.7%	1.36	250,000.00	0.1045	3,506,394.0000	1.47
2019	3,354,086.00	2,520,966,454.00	5.4%	1.33	250,000.00	0.0992	3,604,086.0000	1.43
2020	3,454,709.00	2,647,014,776.70	5.0%	1.31	250,000.00	0.0944	3,704,709.0000	1.40
2021	3,539,532.00	2,779,365,515.54	5.0%	1.27	250,000.00	0.0899	3,789,532.0000	1.36
2022	3,608,822.00	2,918,333,791.31	5.0%	1.24	250,000.00	0.0857	3,858,822.0000	1.32

Limitations - \$2.50/\$1,000 and \$2,500 per student

Expected Limitations

YEAR	FTE	\$2,500 per FTE
2018-19	1,359.30	3,466,215.00
2019-20	1,332.00	3,464,532.00
2020-21	1,332.00	3,533,822.64

LEVY PLANNING OVERVIEW 2019-20



LEVY Preparation