



# LAKE CHELAN SCHOOL DISTRICT

Educational Excellence for Everyone

Phone: 509.682.3515

Fax: 509.682.5842

[www.chelanschools.org](http://www.chelanschools.org)



## Superintendent Report 02.23.2021

- **COVID-19 Update – latest statistics**
- **Increasing Class Time - Update**
  - Adding Wednesdays to current schedule
  - Returning Grades to Full Time In-Person Learning
- **ESSER Funds**
- **ATHLETIC UPDATE**

# COUNTY DATA SUMMARY 01.26.2021

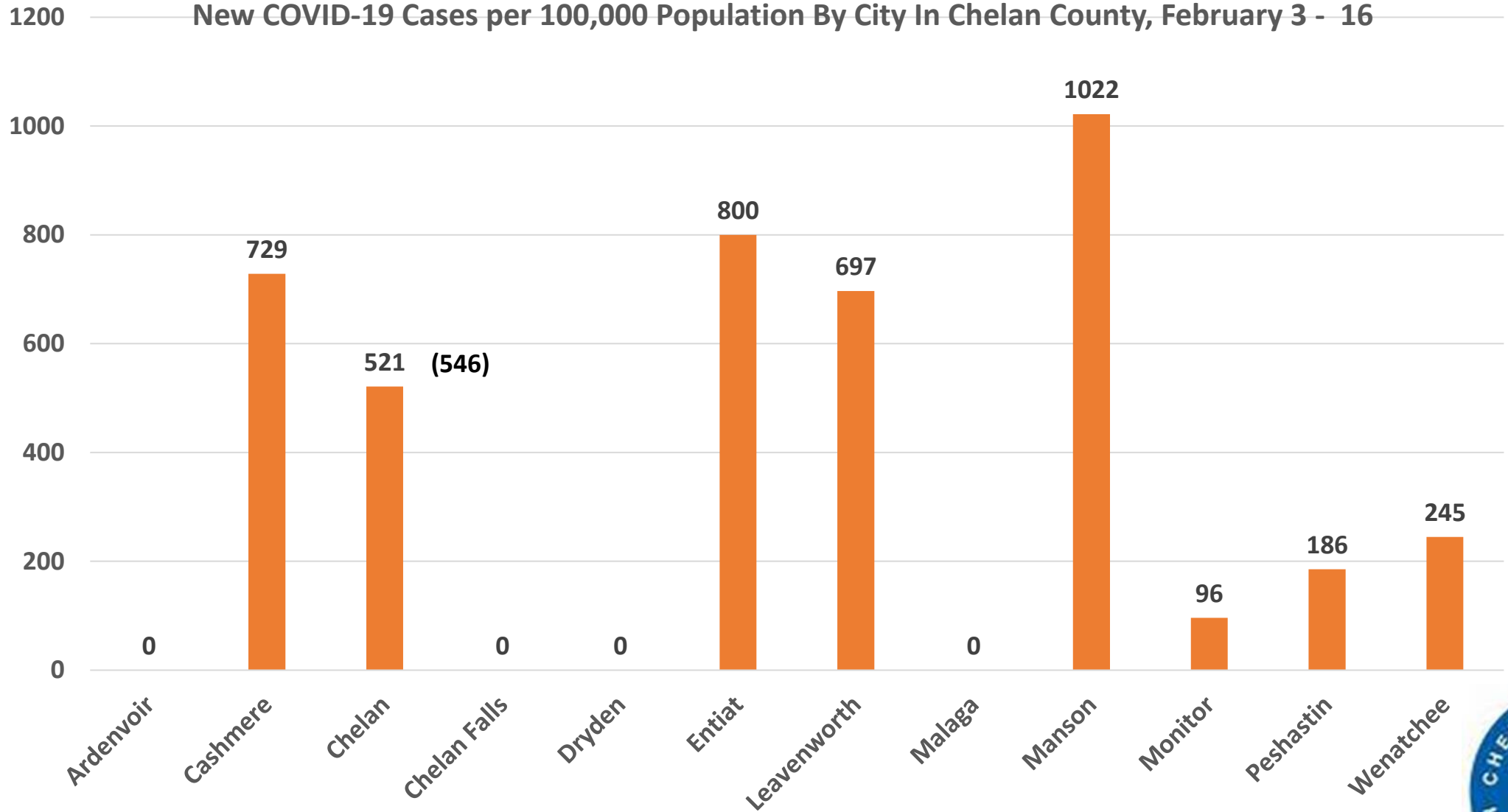
| COUNTY        | Total Cases | New Cases<br>2/14 | New Cases<br>2/15 | New Cases<br>2/16 | New Cases<br>Last 14 days<br>1/26 -2/8 | Currently Hospitalized | Total Deaths |
|---------------|-------------|-------------------|-------------------|-------------------|--|------------------------|--------------|
| CHELAN        | <b>6151</b> | 3 PCR<br>3 ANT    | 0 PCR<br>4 ANT    | 2 PCR<br>9 ANT    | <b>174</b><br>225.4 per 100 k          | 5*                     | 42*          |
| DOUGLAS       | <b>3200</b> | 2 PCR<br>3 ANT    | 1 PCR<br>3 ANT    | 3 PCR<br>7ANT     | <b>79</b><br>181.9 per 100 k           | 1*                     | 16*          |
| <b>TOTALS</b> | <b>9351</b> | 11                | 8                 | 21                | <b>253</b><br>210 per 100 k            | 11**                   | 51**         |

\* Includes residents hospitalized outside of the county

\*\* Total COVID + patients hospitalized in Chelan-Douglas including surrounding counties



New COVID-19 Cases per 100,000 Population By City In Chelan County, February 3 - 16



# LOCAL CITY COMPARISONS

| CITY         | Case Count | 14 DAY INCREASE<br>1/20 – 2/2 | 14 DAY INCREASE<br>2/3-2/16 | 14 day<br>Incidence Rate |
|--------------|------------|-------------------------------|-----------------------------|--------------------------|
| CHELAN       | 363        | 23 →                          | 22                          | 521                      |
| CHELAN FALLS | 35         | 0 →                           | 0                           | 0.0                      |
| MANSON       | 228        | 19 →                          | 15                          | 1021.8                   |
| CASHMERE     | 607        | 0 →                           | 23                          | 607                      |
| LEAVENWORTH  | 274        | 6 →                           | 14                          | 696.5                    |
| ENTIAT       | 114        | 14 →                          | 10                          | 800                      |



# LCSD COVID-19 DASHBOARD

| School Site            | Attending In Person |            | New Confirmed + Cases 2/23 |            | Close Contacts in Quarantine 2/23 |            | Cases Originating on Campus 2/15-2/28 |            | Cases Originating Outside of School 2/15-2/28 |            |
|------------------------|---------------------|------------|----------------------------|------------|-----------------------------------|------------|---------------------------------------|------------|---|------------|
|                        | Students            | Staff      | Students                   | Staff      | Students                          | Staff      | Students                              | Staff      | Students                                      | Staff      |
| PRE-SCHOOL             | 24                  | 6          | -0-                        | -0-        | -2-                               | -0-        | -0-                                   | -0-        | -0-   | -0-        |
| MOE                    | 466                 | 67         | -0-                        | -0-        | -4-                               | -2-        | -0-                                   | -0-        | -0-   | -1-        |
| Chelan Middle          | 263                 | 29         | -0-                        | -0-        | -2-                               | 0          | -0-                                   | -0-        | -0-   | -1-        |
| CHELAN HIGH            | 391                 | 48         | -0-                        | -0-        | -1-                               | -0-        | -0-                                   | -0-        | -0-   | -1-        |
| CSI                    | 38                  | 3          | -0-                        | -0-        | -1-                               | -0-        | -0-                                   | -0-        | -0-   | -0-        |
| <b>DISTRICT TOTALS</b> | <b>1,182</b>        | <b>153</b> | <b>-0-</b>                 | <b>-0-</b> | <b>-10-</b>                       | <b>-2-</b> | <b>-0-</b>                            | <b>-0-</b> | <b>-0-</b>                                    | <b>-3-</b> |

# Conclusions (Dr. Malcolm Butler – Chief Medical Officer Confluence Health)

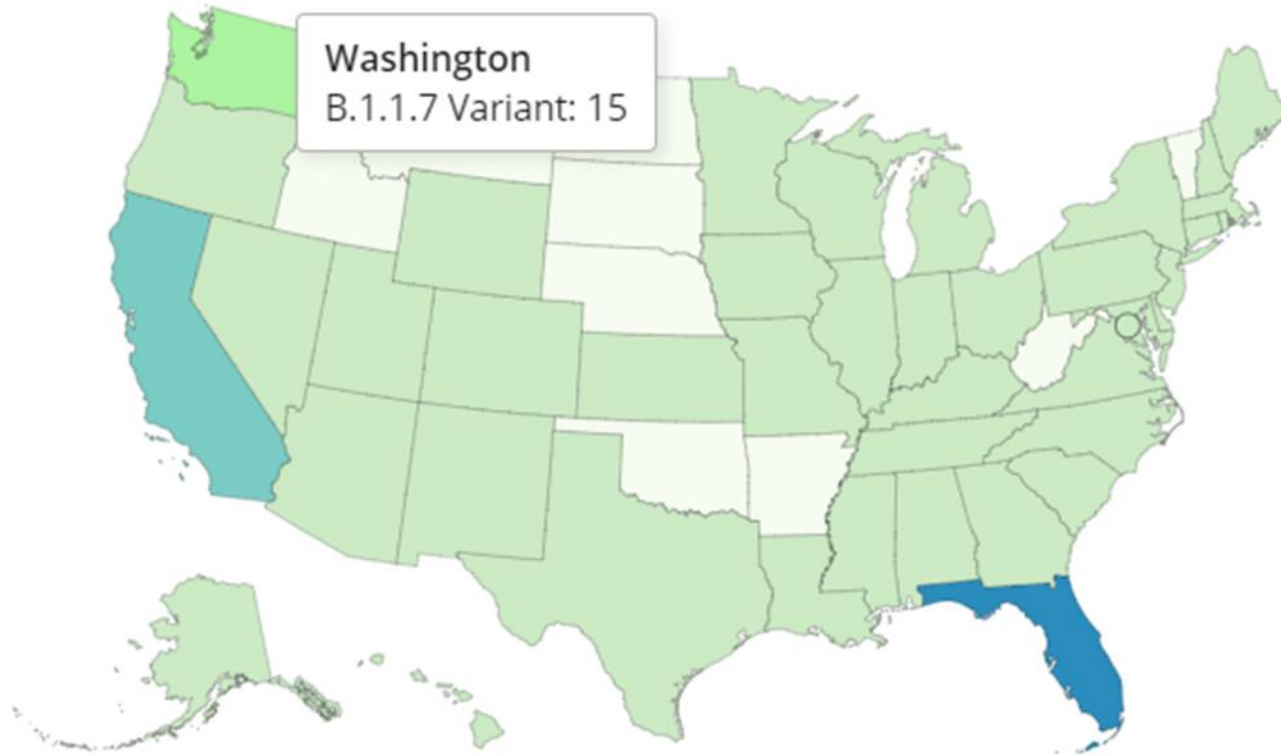
---

- Big picture – things continue to improve – no reported outbreaks
- Logistics of vaccinations ruling the day
- Ongoing concern regarding B117 variant
  - anticipate 4<sup>th</sup> wave in March/April
  - double masking recommended
- Youth sports are NOT always healthy activities
- Return to athletics post COVID
  - *Pediatricians are recommending evaluations for kids age 12 and above who have had COVID*
  - *Increased intensity of evaluation with high intensity sports, or severe illness*
  - *Pediatricians will reach out to families with this information*
  - *“Enhanced sports physical” for COVID survivors*



# VARIANTS

## Emerging Variant Cases in the United States\*†



### Number of Cases

|              |              |
|--------------|--------------|
| ○ 0 to 0     | ● 1 to 100   |
| ● 101 to 200 | ● 401 to 500 |

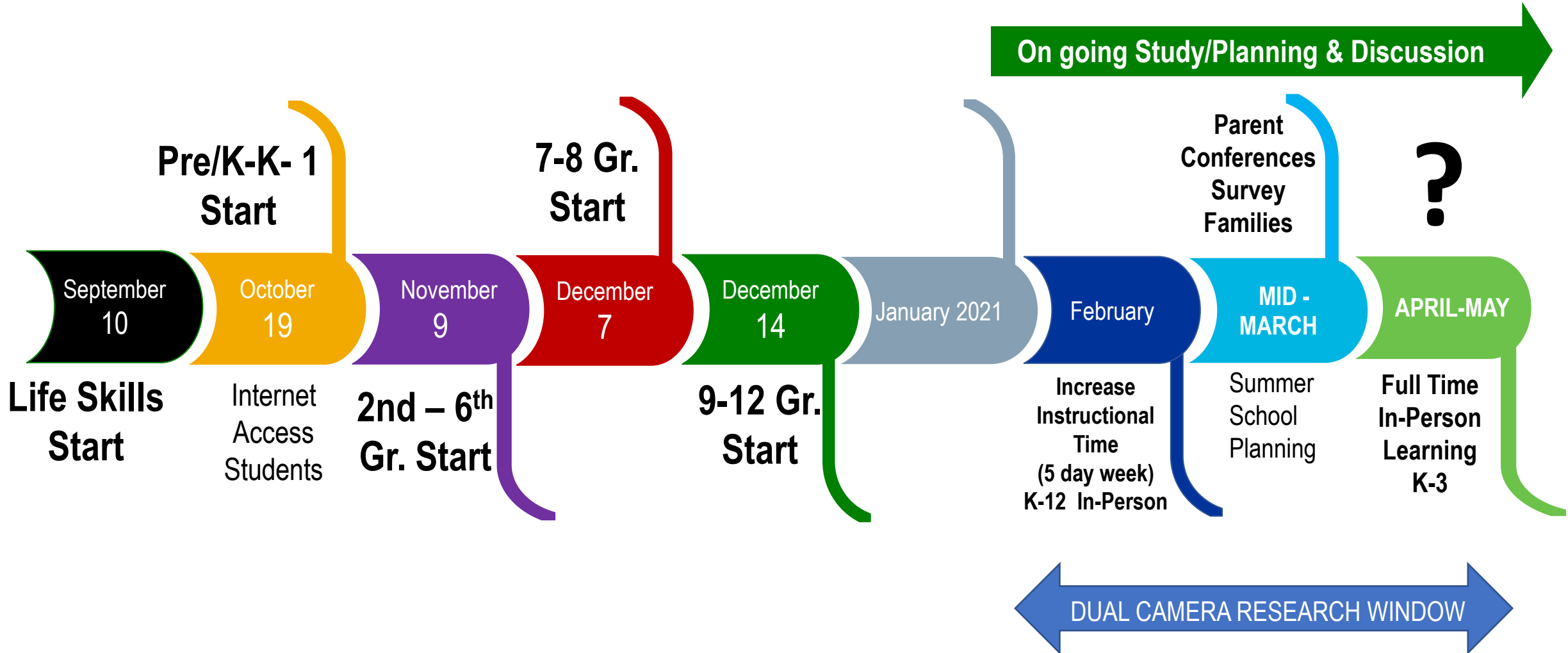
Filters

Variant B.1.1.7 ▼

Territories AS GU MH FM MP PW PR VI



# UPDATED SAFE START IN-PERSON TIMELINE



Updated February 2021



## MOE COHORT CLASS SIZE SUMMARY

| K   | Burdick  |    | Sablan    |    | Hale-Page |    | Anaya    |    | Class Size | Additional      | CALVERT     |                   |                  |   |
|-----|----------|----|-----------|----|-----------|----|----------|----|------------|-----------------|-------------|-------------------|------------------|---|
|     | AM       | PM | AM        | PM | AM        | PM | AM       | PM |            |                 |             | Average           | Classrooms       |   |
| 61  | 7        | 8  | 7         | 8  | 8         | 8  | 9        | 6  | <b>15</b>  | <b>0 – (15)</b> | 4           |                   |                  |   |
| 1st | Corrigan |    | Rainville |    | Peebles   |    | Domser   |    | Perez      |                 | Stimson     |                   |                  |   |
| 85  | 9        | 9  | 10        | 5  | 10        | 7  | 8        | 9  | 10         | 8               | <b>17</b>   | <b>1 - (14)</b>   | 4                |   |
| 2nd | Polley   |    | Gutierrez |    | Perry     |    | Smith    |    |            |                 | Stimson     |                   |                  |   |
| 74  | 10       | 9  | 7         | 12 | 9         | 9  | 10       | 8  |            |                 | <b>18.5</b> | <b>1 - (14.8)</b> | 3                |   |
| 3rd | Stamps   |    | Todd      |    | Lopez-Vas |    | Collins  |    |            |                 | James       |                   |                  |   |
| 87  | 12       | 10 | 8         | 13 | 11        | 11 | 13       | 9  |            |                 | <b>22</b>   | <b>2 - (14.5)</b> | 5                |   |
| 4th | Mack     |    | Froman    |    | Nelson    |    | Bauer    |    |            |                 | James       |                   |                  |   |
| 92  | 13       | 11 | 10        | 13 | 12        | 10 | 11       | 12 |            |                 | <b>23</b>   | <b>2- (15)</b>    | 3                |   |
| 5th | Spanjer  |    | Duranek   |    | Glass     |    | Granados |    |            |                 | James       |                   |                  |   |
| 100 | 14       | 11 | 12        | 14 | 13        | 12 | 11       | 13 |            |                 | <b>25</b>   | <b>2 - (16.6)</b> | <b>3- (14.2)</b> | 3 |

# ESSER FUNDS HB 1368

---

Time Frame: March 13, 2020 – September 30, 2023

Amount Awarded: \$746,694.00

## ALLOWABLE USES:

### INSTRUCTIONAL

- Learning Loss
- Activities to address the students in poverty, or those experiencing disabilities, etc.
- Resources to address school needs
- Implementation of summer learning programs
- Purchasing Educational Technology
- Mental health services & supports
- Enhancing remote learning opportunities
- Summer Learning Opportunities (Afters, etc)

### OPERATIONAL

- Coordination of COVID preparedness/response
- PPE and sanitization supplies/staff training
- Inspection & upgrades to school ventilation systems & overall air quality
- Other operational services

# Athletic Update

---

- 1<sup>st</sup> week: Feb 22 – 28: No Spectators
- Starting 2<sup>nd</sup> Week – Home Spectators only (No visiting spectators)
- Spectators issued by roster (# of wristbands per rostered athlete)
- Each venue has a spectator cap based on DOH Guidelines
- Mask / Social Distancing Required
- No outside food or drinks