

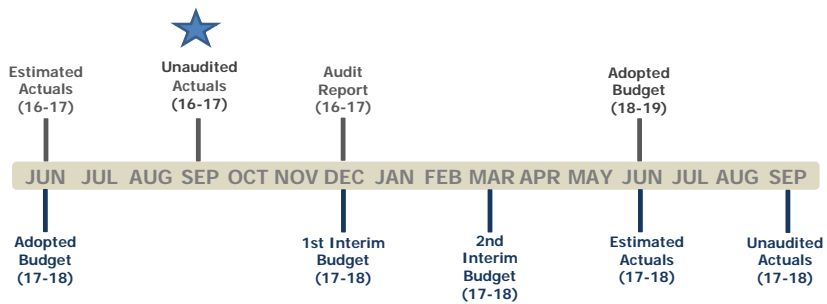


# Cabrillo Unified School District 2016-2017 Unaudited Actuals Report Presentation

Crystal Leach  
Chief Business Official  
September 14, 2017



## Financial Report Timeline





## Overview

- **General Fund Actuals Summary (Revenue)**
- **General Fund Actuals Summary (Expenditures)**
- **2016-17 Fund Balance, Reserves**
- **Other Funds, Summary**

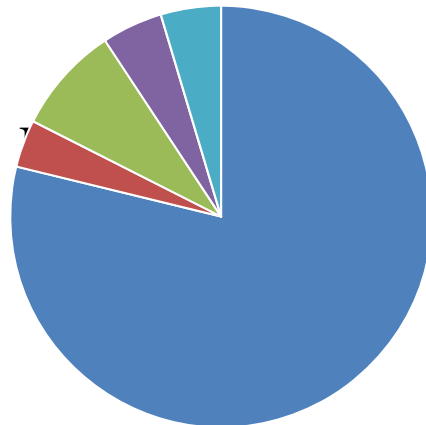
Every Child...Every day!



## General Fund Actuals Summary (Revenue)

	Unrestricted	Restricted	Total Fund
LCFF Sources	26,577,070	1,614,154	28,191,224
Federal	3,648	1,302,302	1,305,950
Other State	1,288,127	1,665,609	2,953,736
Other Local	321,791	2,997,203	3,318,994
<b>Total, Revenues</b>	<b>28,190,636</b>	<b>7,579,268</b>	<b>35,769,904</b>

Every Child...Every day!



■ LCFE ■ Federal ■ Other State ■ Other Local ■ Parcel Tax

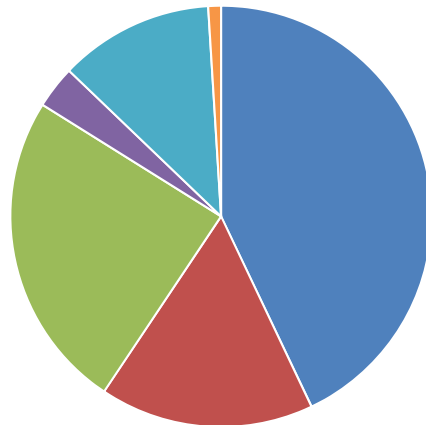
Every Child...Every day!



**General Fund Actuals Summary (Expenditures)**

	Unrestricted	Restricted	Total Fund
Certificated Salaries	11,839,016	2,978,819	14,817,835
Classified Salaries	2,413,878	3,258,040	5,671,918
Benefits	5,024,551	3,436,411	8,460,962
Books/Supplies	261,997	866,603	1,128,600
Services	1,753,365	2,340,524	4,093,889
Other Outgo	(42,874)	379,201	336,327
<b>Total, Expenditures</b>	<b>21,249,933</b>	<b>13,259,598</b>	<b>34,509,531</b>

Every Child...Every day!



■ Certificated Salaries      ■ Classified Salaries      ■ Benefits  
 ■ Books/Supplies      ■ Services      ■ Other Outgo

Every Child...Every day!



**2016-17 Fund Balance, Reserves**

<b>Beginning Fund Balance</b>	<b>Unrestricted</b>	<b>Restricted</b>	<b>Total</b>
<b>Audited</b>	<b>4,063,937</b>	<b>901,370</b>	<b>4,965,307</b>
<b>Ending Balance</b>			<b>6,082,247</b>
<b>Nonspendables</b>	<b>35,822</b>	<b>762,576</b>	<b>798,398</b>
<b>3% Reserve</b>	<b>1,040,000</b>	<b>-</b>	<b>1,040,000</b>
<b>Unassigned/Unappropriated</b>	<b>1,645,139</b>	<b>-</b>	<b>4,243,849</b>

Every Child...Every day!



## Other Funds, Summary

Fund	Audited Beginning Balance	Revenues	Expenditures	Unaudited Ending Balance
Adult Ed (11)	72,126	329,625	304,627	97,124
Child Development (12)	83,211	73,469	73,484	83,196
Cafeteria (13)	11,853	962,991	961,870	12,974
Deferred Maintenance (14)	219	2	0	221
Special Reserve (17)	68,949	656	0	69,605
Bond/Construction (21)	18,993,988	27,961,204	23,475,099	23,480,093
Capital Facilities (25)	1,497,290	533,528	1,313,297	717,522

Every Child...Every day!



## Questions

